

ANNUAL GENERAL MEETING

Our Governing Council AGM will be held in the
Berri Primary School Library on Monday 16th March at 6:30pm.

We would love to see new faces join our Governing Council.

Governing Council meetings are very task orientated and usually last no longer than 1 hour. We only meet 2 times per term, so if you want to have a big say in your child's education I urge you to come along and put your name forward or complete the reply slip. Please call the school if you would like further information.

I would like to be considered for a position on the Berri Primary School Governing Council 2020.

NAME _____ SIGNED _____

CHILD/CHILDREN _____

From the Principal

It's great to be back at work after taking leave for the first half of the term. A big thank you to all staff, students and parents for assisting in making sure the school ran so smoothly in my absence. There is certainly a real sense of calmness and focus on learning in all classrooms.

AGM - Governing Council

Please remember the AGM of our Governing Council on Monday. Governing Council is a great way for you to have your say in the running of the school. I would love to see some new parents/carers join, please complete the form included in the Newsletter or call the school.

Playgroup

Berri Primary School is one of the few schools that do not have a playgroup up and running. We have made attempts to run them in the past but for whatever reasons they have been relatively unsuccessful. We would really like to try again and are prepared to pay someone to assist in the week to week running. If you are interested in either being the organiser, part of the committee or simply wish to attend could you please complete and return the attachment included in the newsletter.

Greg

TERM 1 DATES

AGM	Mon 16th Mar	WEEK 8
CATCH UP SWIMMING	See Timetable	WEEK 8
LIFE EDUCATION	Whole School	WEEK 9
ASSEMBLY	Fri 27th Mar	WEEK 9
SCHOOL PHOTOS	Tues 31st Mar	WEEK 10
STUDENT FREE DAY	Mon 6th Apr	WEEK 11
LAST DAY OF TERM 1	Thurs 9th April	WEEK 11
GOOD FRIDAY	Fri 10th Apr	WEEK 11

TERM 2 DATES

FIRST DAY OF TERM 2	Mon 27th April	WEEK 1
---------------------	----------------	--------

Fridays 50c



WEEK 8 CATCH UP SWIMMING LESSONS

WEEK 8	MON 16/3	TUES 17/3
9.15am-10.15am	ROOM 26 MRS CAULFIELD	ROOM 26
10.15am-11.15am	ROOM 7 MRS HALL	ROOM 25
11.15am-12.15pm	ROOM 5 MISS ORMSBY	ROOM 7
12.45pm-1.45pm	ROOM 25 MS KROLLIG/ MRS HAMOOD	ROOM 5
1.45pm-2.45pm	ROOM 2 MRS WEGER	ROOM 2

PARENT TEACHER INTERVIEWS

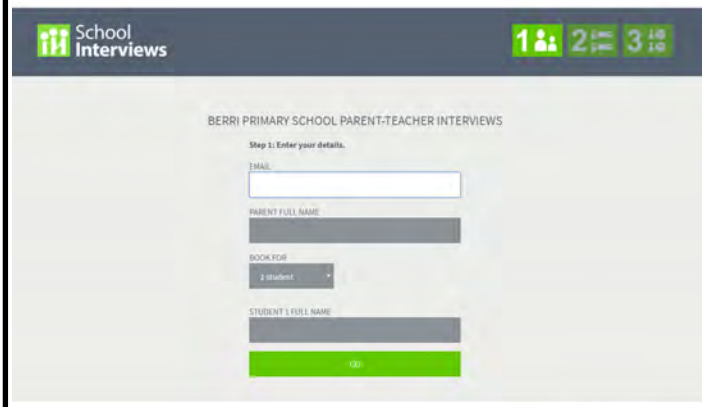
Parent teacher interviews are being held from Monday 23rd until Thursday 26th March (week 9)

This year we are using an online system for booking. Click the link below and follow the prompts to book your times with your child's teacher. If you need some help please contact your child's teacher or see the girls in the office.

<https://www.schoolinterviews.com.au/code?code=3tph8>

PLEASE NOTE: The event code is 3tph8

1. Fill in your email address, full name and Student name then click **GO**



School Interviews

BERRI PRIMARY SCHOOL PARENT-TEACHER INTERVIEWS

Step 1: Enter your details.

EMAIL:

PARENT FULL NAME:

BOOK FOR:

STUDENT 1 FULL NAME:

GO

3. Choose the time that suits you then click **GO**



BERRI PRIMARY SCHOOL PARENT-TEACHER INTERVIEWS

Step 2: Choose the time(s) you want.

MON 23 MAR

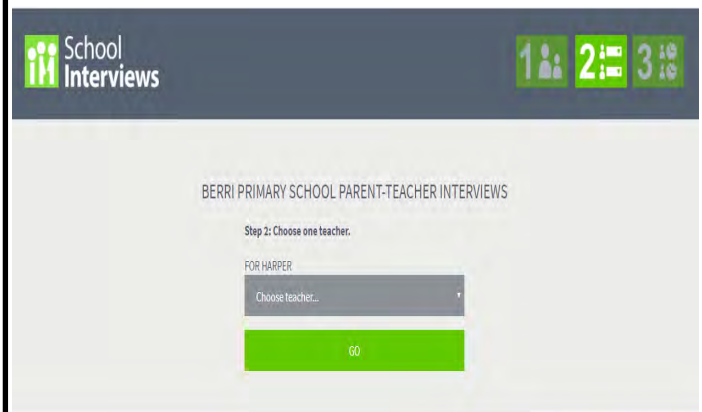
TUE 24 MAR

WED 25 MAR

THU 26 MAR

GO

2. Choose your child's teacher from the drop down list and click **GO**



School Interviews

BERRI PRIMARY SCHOOL PARENT-TEACHER INTERVIEWS

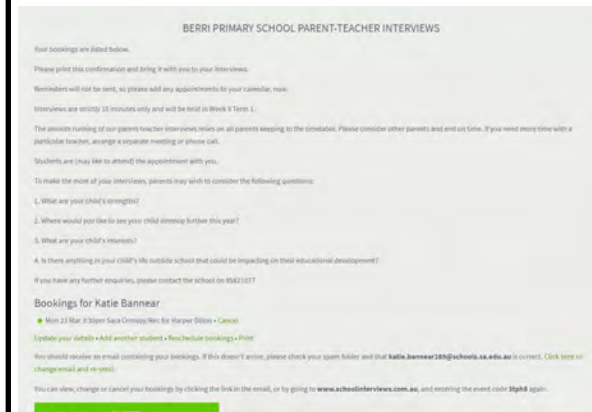
Step 2: Choose one teacher.

FOR HARPER

Choose teacher...

GO

4. Choose 'add another student' if you have more than one child or click **FINISHED** when you have finished



BERRI PRIMARY SCHOOL PARENT-TEACHER INTERVIEWS

Your bookings are listed below.

Please print this confirmation and bring it with you to your interview.

Reminders will not be sent, so please add any appointments to your calendar, now!

Interviews are strictly 15 minutes only and will be held as Block 1.

The success/failure of our parent teacher interviews relies on all parents keeping to the timetable. Please consider other parents and end on time. If you need more time with a particular teacher, arrange a separate meeting or phone call.

Students are (may like to attend) the appointment with you.

To make the most of your interview, parents may wish to consider the following questions:

1. What are your child's strengths?
2. Where would you like to see your child already further this year?
3. What are your child's interests?
4. Is there anything in your child's life outside school that could be impacting on their educational development?

If you have any further enquiries, please contact the school on 84821217

Bookings for Katie Bannear

Mon 23 Mar 9:30am Sara Ormsby/Her for Harper 0500 • Cancel

Update your details • Add another student • Reschedule bookings • Print

You should receive an email confirming your bookings. If this doesn't arrive, please check your spam folder and that katie.bannear289@schoolz.sa.edu.au is correct. Click here to change email and re-send.

You can view, change or cancel your bookings by clicking the link in the email, or by going to www.schoolinterviews.com.au, and entering the event code 3tph8 again.

School Photo Day is: Tuesday 31st March - Week 10



Helpful Hints

- Don't seal envelopes inside each other. You can pay for all the children in one envelope however each child needs to have their own envelope on photo day
- Spare family envelopes are available at the school office upon request
- Please enclose correct money as no change is given. Cash, cheques and money orders only (sorry no credit card accepted)
- Online orders can be made via <https://orders.msp.com.au> (you will require unique shoot key displayed on each order envelope)

**PLEASE RETURN ENVELOPES BY
MONDAY 30TH MARCH - Week 10**



Recently you may have seen a Parent Survey link on our Facebook page. Thanks to all of the parents who have responded, we love getting your opinions. A website that you'll hear more about over the coming years is the BeYou site. Follow the steps outlined below to become part of the Berri Primary team!

Cheers

How to register as a Be You Learning Community

 <p>1. Register as an individual user and verify your account</p>	 <p>2. Log in to your account</p>
 <p>3. Get started Go to your dashboard to register your learning community</p>	 <p>4. Confirm an Action Team Leader</p>
 <p>5. Prepare for contact from a Be You Consultant</p>	 <p>You've started as a Be You Learning Community!</p>

Want to get started on your journey?

Visit the Be You website for more information.

beyou.edu.au/register



Friday 15th May - Week 3, Term 2

We're turning our event from bland to GRAND this year by adding an explosion of colour. The more money we raise the more we can provide for the students through vital school projects, in particular replacing the surface of our pavilion.

The School Colour Explosion™ Run will be held on **May 15th**. We do ask that you bring a spare change of clothes to school, most importantly a plain white shirt as the students will be covered in powder from head to toe. The day's focus is on fun and fitness with the added benefit of raising funds for our school.

COLOUR POWDER: The colour powder used in our event has been sourced direct from India, the home of Holi Powder. It is made of high quality corn starch and permitted food colours. It's non-toxic, biodegradable, skin safe and environmentally friendly. Toxicological Risk Assessment and ingredient listings can be obtained from the School Office upon request. Students with asthma are advised to be careful in their decision to participate.

HOW DOES MY CHILD FUNDRAISE? Students have now received a Sponsorship Form with instructions on how to raise money and order prizes. Students obtain donations in cash using the Sponsorship Form together with online fundraising. Students who raise as little as \$10 or more will receive an incentive prize for their efforts. But why not aim higher? You have the option to choose up to five (5) prizes and this will set your fundraising goal. Family and friends are your greatest supporters, so ask them first for your support. You will reach your fundraising goal in no time.

STUDENT PROFILE PAGE. Create a Student Profile Page at www.myprofilepage.com.au which is unique to you. There are also some great features like creating your own avatar, selecting your prize goal and recording your sponsorships.

You can also register for online fundraising. It's the easiest way to help your child raise money and to reach your fundraising goal sooner. You can share your fundraising page to family and friends through Facebook, Twitter, email and even text message with a few simple clicks.

WIN A DREAM HOLIDAY WORTH \$10,000! For your chance to win a \$10,000 Flight Centre Gift Voucher, create a Student Profile Page at www.myprofilepage.com.au and for every \$10 raised you will receive one entry into the draw to win. The more you raise the more chances to win.

WIN A CRUISE OF YOUR CHOICE! The highest fundraising student in our school will go into the draw to win a \$5,000 cruise of your choice. To enter, you must create a Student Profile Page at www.myprofilepage.com.au and you can view your ranking on our school's leaderboard.

HOW TO ORDER PRIZES? To reward your child for their efforts, they will receive incentive prizes based on the total amount of sponsorship dollars raised in cash and online. You have two options to place your prize order:

1. Login to your Student Profile Page at www.myprofilepage.com.au. Once the fundraiser has finished, click the 'ORDER MY PRIZE' button via the dashboard, **OR**
2. Complete the back page of the Sponsorship Form and return to the school for processing.

Please note, all donations need to be finalised on or before **the 8th May** and student prizes will be delivered shortly after.

Thank you in advance for your participation, and get ready for a BLAST OF COLOUR! Happy fundraising!

Bec Keynes



Learn, Believe, Achieve

playGroup

Name _____

Contact number _____

Child's Name _____

I am interested in:

Organising the Playgroup

Becoming a member of the organising committee

Participating in Playgroup

Please return to the Front Office

Mighty Murray Clash Junior Netball Clinics – Thunderbirds and Vixens

Proudly sponsored by the Riverland Netball Association, we invite and welcome all interested netballers to take part in the junior clinics held by Thunderbirds and Vixen players.

When: Saturday 18 April

Where: Berri Hotel Sporting Complex in the Toyota Arena

Cost: \$20.00 pp

Where to buy: Purchase the tickets via the Adelaide Thunderbirds website

AGE GROUP 7 - 9YRS: 8:45AM TO 9:45AM

AGE GROUP 10 - 12YRS: 9:30AM TO 10:30AM

AGE GROUP 13 - 15YRS: 10:15AM TO 11:15AM

There will be a meet and greet and photo opportunity with the Thunderbirds and Vixen players during this time.



A relationship based parenting program

We are all 'hard wired' to seek security. This need for secure relationships is 'built-in' to our most important interactions throughout every hour of every day.

At times all parents feel lost or without a clue about what our child might need from us. Imagine what it might feel like if you were able to make sense of what your child was really asking from you. The Circle of Security® Parenting™ program is based on decades of research about how secure parent-child relationships can be supported and strengthened.

This 4 session course is ideal for mothers, fathers, significant others, parents to be, grandparents, foster and adoptive parents or anyone that is providing care for children.

Learning Objectives of the Training:

- Understand your child's emotional world by learning to read the emotional needs
- Support your child's ability to successfully manage emotions
- Enhance the development of your child's self esteem
- Honour your innate wisdom and desire for your child to be secure

When: Tuesdays, 10 March – 31 March 2020
10.00am - 12.00pm

Where: Relationships Australia South Australia
9 Kay Avenue, Berri

Cost: Free

Bookings: Contact us on 08 8582 4122 or email berri.intake@rasa.org.au



Berri Girl Guides offers a leadership and self development fun program for all girls.

Meeting Monday nights at 5.30pm at the Berri Guide Hall 1 Foreman Rd.

All welcome to come and try.
Enquires to Diana 8552 1964



To request an appointment online, go to:
www.sahealth.sa.gov.au/dentalappointment
For clinic locations, go to: www.sahealth.sa.gov.au/findyourclinic

Understanding the Vision and Learning Connection Seminar

The Vision and Learning Institute's Director of Optometric Services, Jim Kenefick, regularly conducts these free seminars in metropolitan and regional areas.

In a relaxed and entertaining presentation, you will learn about the roles of vision and visual skills as they apply to aspects of children's learning.

The early warning signs of visual inefficiencies and vision screening kits for teachers to identify those children at risk will be discussed, as well as options for improving these children's skills.

Did you know?

- There is a difference between sight and vision?
- That efficient tracking, focusing, eye coordination skills as well as clarity of vision are essential to learning?
- That as well as the visual 'mechanics' of learning, we can also assist visual information processing difficulties?
- That approximately 80% of all schoolwork involves prolonged near-vision work (i.e. reading and writing)?
- That Behavioural Optometry can assist children with vision related learning difficulties?

Have you ever worked with a child who:

- Takes 'hours' to complete 20 minutes worth of work?
- Knows a word on a page but seems to 'forget' it on the next page?
- Constantly reverses words or letters past what would be considered age appropriate?
- Seems to read word by word and has limited understanding of what they have just read?
- Works close to the page or works with the page on an angle?
- Has difficulty getting thoughts down on paper?
- Writes messily, with varied letter shapes and spacing between letters?
- Seems to be working below their potential?
- Rereads or skips words or sometimes even entire lines?
- Is good at maths but is a below average speller?

If you wish to attend a seminar, or host one at your school please phone the Vision and Learning Institute on 8344 3338.



57 Prospect Road Prospect SA 5082 T: (08) 83443338 F: (08) 82695200
info@visionandlearninginstitute.com.au www.visionandlearninginstitute.com.au

JUNIOR NETBALL CLINIC

An excellent opportunity for junior players to learn first hand from the Adelaide Thunderbirds & Melbourne Vixen players who will be running the clinic

Location: Berri Hotel Sporting Complex, Toyota Arena Stadium Drive Berri

8:45am—9:45am (7-9 years)

9:30am—10:30am (10-12 years)

10:15am—11:15am (13-15 years)

Book clinic tickets via the Thunderbirds website.

All clinic attendees will have the chance to meet the players, get a signature and a photo.



SLEEP INFORMATION SESSION

THURSDAY MARCH 19th 2020
4PM-5PM

headspace Berri

3 Riverview Drive, Berri 5343

Aimed at parents and young people aged 12-18 years to gain information on adolescent sleep, and tips to improve it.



To register please phone headspace Berri on 8582 4422
Registrations not essential



Learn how to empower your children with different ways to breathe for relaxation, awareness, emotional regulation (and de-escalation) health and well-being and reduce the effects of stress and anxiety. Learning through games, yoga based techniques, relaxation scripts, meditation and mindfulness - you will leave this workshop confident to share simple, yet beautiful and nourishing breathing techniques with children of all ages (and even adults!) in all settings.

Parents, school teachers and educators, child care workers, aunts and uncles, grandparents... Learn how to use the breath to calm at bed time, or drift off to sleep, manage a tantrum, calm anxiety, for relaxation after recess and lunch, to settle nerves or unease...

BREATHE
Saturday 21st March
2-5pm
Rachel McLeods Dance Studio, Renmark

*ADULTS ONLY

*Bookings are essential.

*<https://www.trybooking.com/BJDYG>

*For more information email jade@balancedlifeyoga.com.au